


General Obligation Bonds Update

Regular Meeting of the Board of Trustees

November 10, 2020

Keith Kajiya, AECOM

David Olson, Backstrom McCarley Berry & Co., LLC



2006 Measure A

- In June 2006, local voters approved Measure A by a vote of 74.7% in favor



Measure A Ballot Language

“Shall Peralta Community College District, which includes Laney and Merritt Colleges in Oakland, Berkeley City College (Vista), and the College of Alameda, issue \$390 million of bonds at the lowest legal interest rates to repair, renovate, construct, acquire, and equip classrooms, educational buildings and college campuses so long as spending is annually reviewed by an independent citizens' oversight committee, no funds are used for administrative salaries, and funds are spent locally and cannot be transferred to the State?”

2018 Measure G

- In November 2018, local voters approved 2018 Measure G by a vote of 75% in favor



Measure G Ballot Language

"To upgrade aging classrooms, technology, science labs; expand job training classrooms; and acquire, construct, repair sites/facilities/equipment, shall the Peralta Community College District issue \$800 million in bonds at legal interest rates, with approximately \$44.2 million in taxes raised annually for 40 years at projected tax rates of \$24.50 per \$100,000 of assessed valuation, with no funds for administration salaries, audits, and citizens oversight, and all funds used locally?"

Proposed Projects

In addition to the ballot question, the District also has communicated its bond projects through:

- The full text of the measure (including the bond project list)
- The District-wide facilities and technology master plan update (dated March 13, 2018)

The District retains flexibility to prioritize projects consistent with the respective bond measures and with approval by the Board of Trustees through the shared governance process

2020 Issuance of GO Bonds

The District issued \$115 million in General Obligation Bonds in May

- \$65 million from Measure A to finance projects. There are no remaining bonds to be issued from the 2006 Measure A
- \$50 million from Measure G to finance projects. There remain \$750 million in bonds to be issued in the future from the 2018 Measure G

The District issued \$19.5 million in refunding General Obligation Bonds in June

- Reduced debt service by \$5.1 million, which will benefit taxpayers in the District through lower property taxes

Projects Underway

Campus Name	Measure G		Measure A	
	Budgeted	Expended ¹	Budgeted	Expended ¹
College of Alameda	\$10,049,390	\$409,760	\$17,025,954	\$10,367,906
Berkeley City College	\$3,210,341	\$0	\$9,542,841	\$292,709
Laney College	\$8,240,085	\$893,550	\$32,872,170	\$5,678,664
Merritt College	\$9,726,549	\$356,902	\$1,275,353	\$487,161
Districtwide	\$18,773,634	\$5,994,493	\$4,283,682	\$4,621,203

Total \$115M Allocation **\$50,000,000** **\$7,654,705** **\$65,000,000** **\$21,447,643**

Voter Approved Bonds

Measure A
Measure G

 **BuildPERALTA**

¹ Expenditures as of September 30, 2020.

\$115.0 Million May Bond Issuance, \$29.1 Million Spent as of 9/30/20

Project Name	Measure G		Measure A	
	Budgeted	Expended ¹	Budgeted	Expended ¹
College of Alameda				
New Center for Liberal Arts - DB	\$0	\$0	\$15,849,295	\$10,192,565
Auto and Diesel Technologies - DBB	\$3,174,146	\$408,635	\$192,723	\$168,105
Aviation Complex Phase 1 - DBB	\$384,758	\$0	\$737,744	\$0
Aviation Complex Phase 2 - DBB	\$488,019	\$1,125	\$0	\$0
STEM Building (Replace C & D) - DB	\$2,007,621	\$0	\$0	\$0
Swing Space (Science in C/D) - DBB	\$1,196,316	\$0	\$0	\$0
Alameda Bleacher Install	\$0	\$0	\$246,192	\$0
Infrastructure	\$2,453,817	\$0	\$0	\$0
Information Technology	\$344,714	\$0	\$0	\$7,236
College of Alameda Subtotal	\$10,049,390	\$409,760	\$17,025,954	\$10,367,906
Berkeley City College				
2118 Milvia Street (New Building) - DB	\$2,366,039	\$0	\$8,793,900	\$74,368
Berkeley ADA Modernization	\$0	\$0	\$748,941	\$218,341
Infrastructure	\$570,097	\$0	\$0	\$0
Information Technology	\$274,205	\$0	\$0	\$0
Berkeley College Subtotal	\$3,210,341	\$0	\$9,542,841	\$292,709
Laney College				
Laney Locker Room Modernization - DB	\$644,345	\$0	\$7,655,829	\$593,516
EBMUD Water Main Relocation - DBB	\$937,930	\$0	\$0	\$0
Central Plant / Cooling Tower - DB	\$573,866	\$16,643	\$0	\$0
Learning and Resource Center - DBB	\$1,908,317	\$0	\$17,940,285	\$2,965,076
Laney Theater Modernization - DBB	\$1,402,251	\$295,326	\$141,889	\$53,243
Laney ADA Modernization	\$0	\$0	\$4,546,654	\$1,507,904
Laney BEST Center	\$0	\$0	\$156,518	\$34,466
Laney Leak Remediation	\$0	\$0	\$1,784,970	\$1,549
Infrastructure	\$2,274,134	\$581,582	\$646,025	\$522,911
Information Technology	\$499,243	\$0	\$0	\$0
Laney College Subtotal	\$8,240,085	\$893,550	\$32,872,170	\$5,678,664

Project Name	Measure G		Measure A	
	Budgeted	Expended ¹	Budgeted	Expended ¹
Merritt College				
Child Development Center - DBB	\$5,680,411	\$300,158	\$640,641	\$228,179
Horticulture Building - DBB	\$1,194,874	\$56,744	\$626,514	\$258,982
Science/Allied Health - TI Buildout - DB	\$527,615	\$0	\$0	\$0
Merritt Building Modernizations	\$0	\$0	\$8,198	\$0
Infrastructure	\$2,058,041	\$0	\$0	\$0
Fence at Parking Lot B	\$39,389	\$0	\$0	\$0
Information Technology	\$226,219	\$0	\$0	\$0
Merritt College Subtotal	\$9,726,549	\$356,902	\$1,275,353	\$487,161
Districtwide				
Administrative Complex Repairs	\$740,193	\$0	\$0	\$0
Information Technology	\$4,374,591	\$1,116,269	\$2,253,799	\$0
Blue Phone Installation - Phase 2	\$3,238,936	\$0	\$138,885	\$0
Districtwide Elevator Upgrades	\$0	\$0	\$634,777	\$45,227
Districtwide Security	\$0	\$0	\$78,717	\$72,857
Districtwide Fire Panel Upgrades	\$0	\$0	\$89,416	\$11,235
Districtwide Planning	\$0	\$0	\$518,974	\$198,773
860 Atlantic HVAC Upgrades	\$0	\$0	\$142,374	\$12,470
Districtwide Signage	\$0	\$0	\$13,634	\$13,634
Chromebook Purchase	\$3,450,280	\$3,450,280	\$0	\$3,864,353
Program Support Services	\$6,269,634	\$1,427,944	\$413,106	\$402,655
Library Equipment and Books	\$700,000	\$0	\$0	\$0
Districtwide Subtotal	\$18,773,634	\$5,994,493	\$4,283,682	\$4,621,203

Total \$115M Allocation **\$50,000,000** **\$7,654,705** **\$65,000,000** **\$21,447,643**

¹ Expenditures as of September 30, 2020.

Infrastructure includes Utility Upgrades. Information Technology includes Computer Replacements.



College of Alameda



Project Name	Measure G		Measure A	
	Budgeted	Expended ¹	Budgeted	Expended ¹
College of Alameda				
New Center for Liberal Arts - DB	\$0	\$0	\$15,849,295	\$10,192,565
Auto and Diesel Technologies - DBB	\$3,174,146	\$408,635	\$192,723	\$168,105
Aviation Complex Phase 1 - DBB	\$384,758	\$0	\$737,744	\$0
Aviation Complex Phase 2 - DBB	\$488,019	\$1,125	\$0	\$0
STEM Building (Replace C & D) - DB	\$2,007,621	\$0	\$0	\$0
Swing Space (Science in C/D) - DBB	\$1,196,316	\$0	\$0	\$0
Alameda Bleacher Install	\$0	\$0	\$246,192	\$0
Infrastructure	\$2,453,817	\$0	\$0	\$0
Information Technology	\$344,714	\$0	\$0	\$7,236
College of Alameda Subtotal	\$10,049,390	\$409,760	\$17,025,954	\$10,367,906

New Center for Liberal Arts



¹ Expenditures as of September 30, 2020.

Infrastructure includes Utility Upgrades. Information Technology includes Computer Replacements.



College of Alameda




- Major Capital Projects
 - New Center for Liberal Arts
 - New Auto Diesel Technologies Building
 - New STEM Building
 - Aviation Complex

New Auto and Diesel Technologies Building



Berkeley City College



2118 Milvia Street (New Building)




Project Name	Measure G		Measure A	
	Budgeted	Expended ¹	Budgeted	Expended ¹
Berkeley City College				
2118 Milvia Street (New Building) - DB	\$2,366,039	\$0	\$8,793,900	\$74,368
Berkeley ADA Modernization	\$0	\$0	\$748,941	\$218,341
Infrastructure	\$570,097	\$0	\$0	\$0
Information Technology	\$274,205	\$0	\$0	\$0
Berkeley College Subtotal	\$3,210,341	\$0	\$9,542,841	\$292,709

¹ Expenditures as of September 30, 2020.

Infrastructure includes Utility Upgrades. Information Technology includes Computer Replacements.



Laney College



Project Name	Measure G		Measure A	
	Budgeted	Expended ¹	Budgeted	Expended ¹
Laney College				
Laney Locker Room Modernization - DB	\$644,345	\$0	\$7,655,829	\$593,516
EBMUD Water Main Relocation - DBB	\$937,930	\$0	\$0	\$0
Central Plant / Cooling Tower - DB	\$573,866	\$16,643	\$0	\$0
Learning and Resource Center - DBB	\$1,908,317	\$0	\$17,940,285	\$2,965,076
Laney Theater Modernization - DBB	\$1,402,251	\$295,326	\$141,889	\$53,243
Laney ADA Modernization	\$0	\$0	\$4,546,654	\$1,507,904
Laney BEST Center	\$0	\$0	\$156,518	\$34,466
Laney Leak Remediation	\$0	\$0	\$1,784,970	\$1,549
Infrastructure	\$2,274,134	\$581,582	\$646,025	\$522,911
Information Technology	\$499,243	\$0	\$0	\$0
Laney College Subtotal	\$8,240,085	\$893,550	\$32,872,170	\$5,678,664

New Learning and Resource Center




¹ Expenditures as of September 30, 2020.

Infrastructure includes Utility Upgrades. Information Technology includes Computer Replacements.



Laney College



- Major Capital Projects
 - New Learning Resource Center
 - Central Utility Plant Upgrade
 - Theater Modernization
 - Locker Room Modernization

Theater Modernization



Merritt College



Child Development Center

Project Name	Measure G		Measure A	
	Budgeted	Expended ¹	Budgeted	Expended ¹
Merritt College				
Child Development Center - DBB	\$5,680,411	\$300,158	\$640,641	\$228,179
Horticulture Building - DBB	\$1,194,874	\$56,744	\$626,514	\$258,982
Science/Allied Health - TI Buildout - DB	\$527,615	\$0	\$0	\$0
Merritt Building Modernizations	\$0	\$0	\$8,198	\$0
Infrastructure	\$2,058,041	\$0	\$0	\$0
Fence at Parking Lot B	\$39,389	\$0	\$0	\$0
Information Technology	\$226,219	\$0	\$0	\$0
Merritt College Subtotal	\$9,726,549	\$356,902	\$1,275,353	\$487,161



¹ Expenditures as of September 30, 2020.

Infrastructure includes Utility Upgrades. Information Technology includes Computer Replacements.



Merritt College



- Major Capital Projects
 - New Child Development Center
 - New Horticulture Building
 - Science/Allied Health Building Tenant Improvements

New Horticulture Building



Districtwide

Project Name	Measure G		Measure A	
	Budgeted	Expended ¹	Budgeted	Expended ¹
Districtwide				
Administrative Complex Repairs	\$740,193	\$0	\$0	\$0
Information Technology	\$4,374,591	\$1,116,269	\$2,253,799	\$0
Blue Phone Installation - Phase 2	\$3,238,936	\$0	\$138,885	\$0
Districtwide Elevator Upgrades	\$0	\$0	\$634,777	\$45,227
Districtwide Security	\$0	\$0	\$78,717	\$72,857
Districtwide Fire Panel Upgrades	\$0	\$0	\$89,416	\$11,235
Districtwide Planning	\$0	\$0	\$518,974	\$198,773
860 Atlantic HVAC Upgrades	\$0	\$0	\$142,374	\$12,470
Districtwide Signage	\$0	\$0	\$13,634	\$13,634
Chromebook Purchase	\$3,450,280	\$3,450,280	\$0	\$3,864,353
Program Support Services	\$6,269,634	\$1,427,944	\$413,106	\$402,655
Library Equipment and Books	\$700,000	\$0	\$0	\$0
Districtwide Subtotal	\$18,773,634	\$5,994,493	\$4,283,682	\$4,621,203

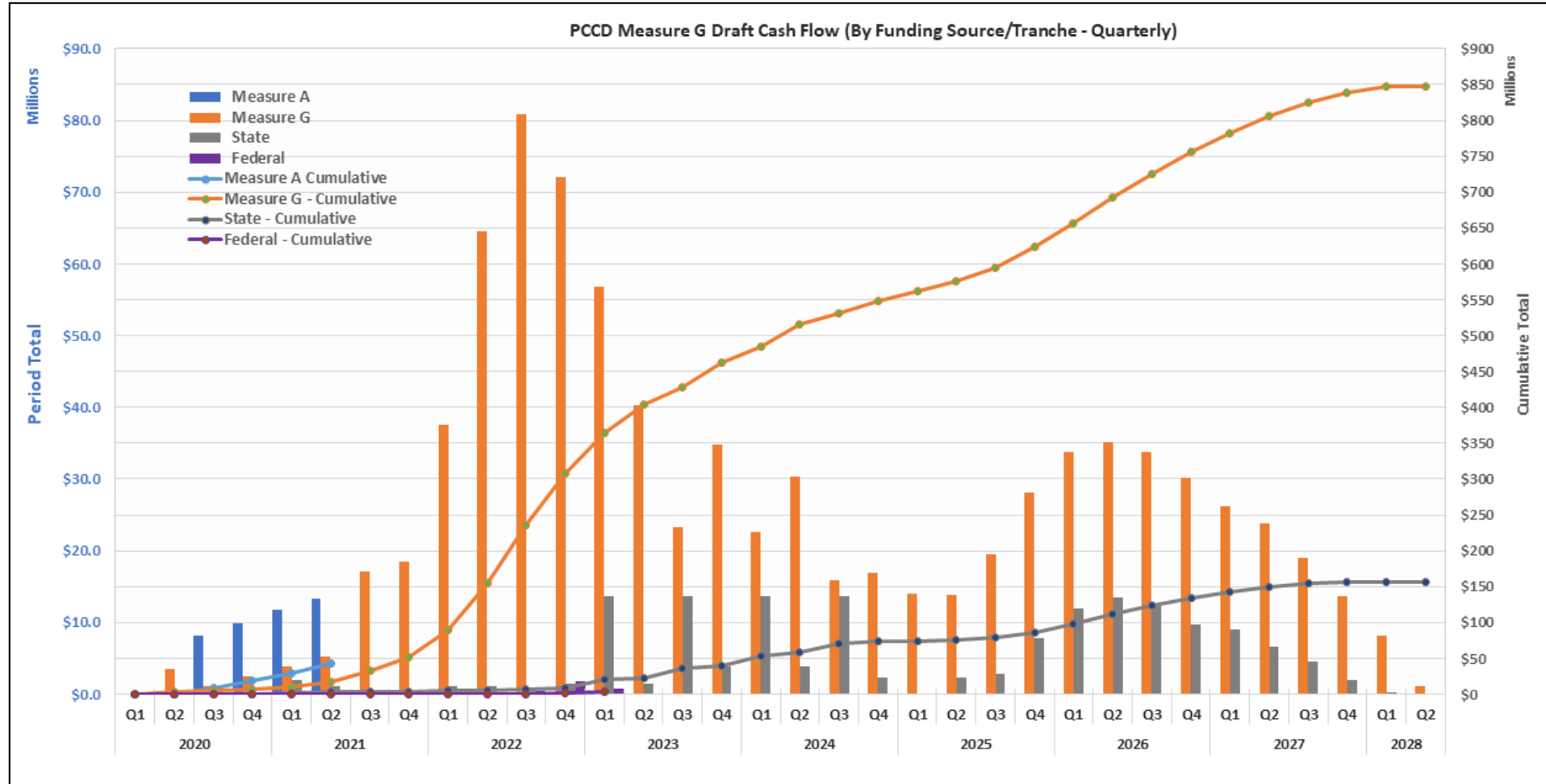


¹ Expenditures as of September 30, 2020.

Information Technology includes Network/Communication/Security System Hardware and Software Upgrades.



Long Term Planning



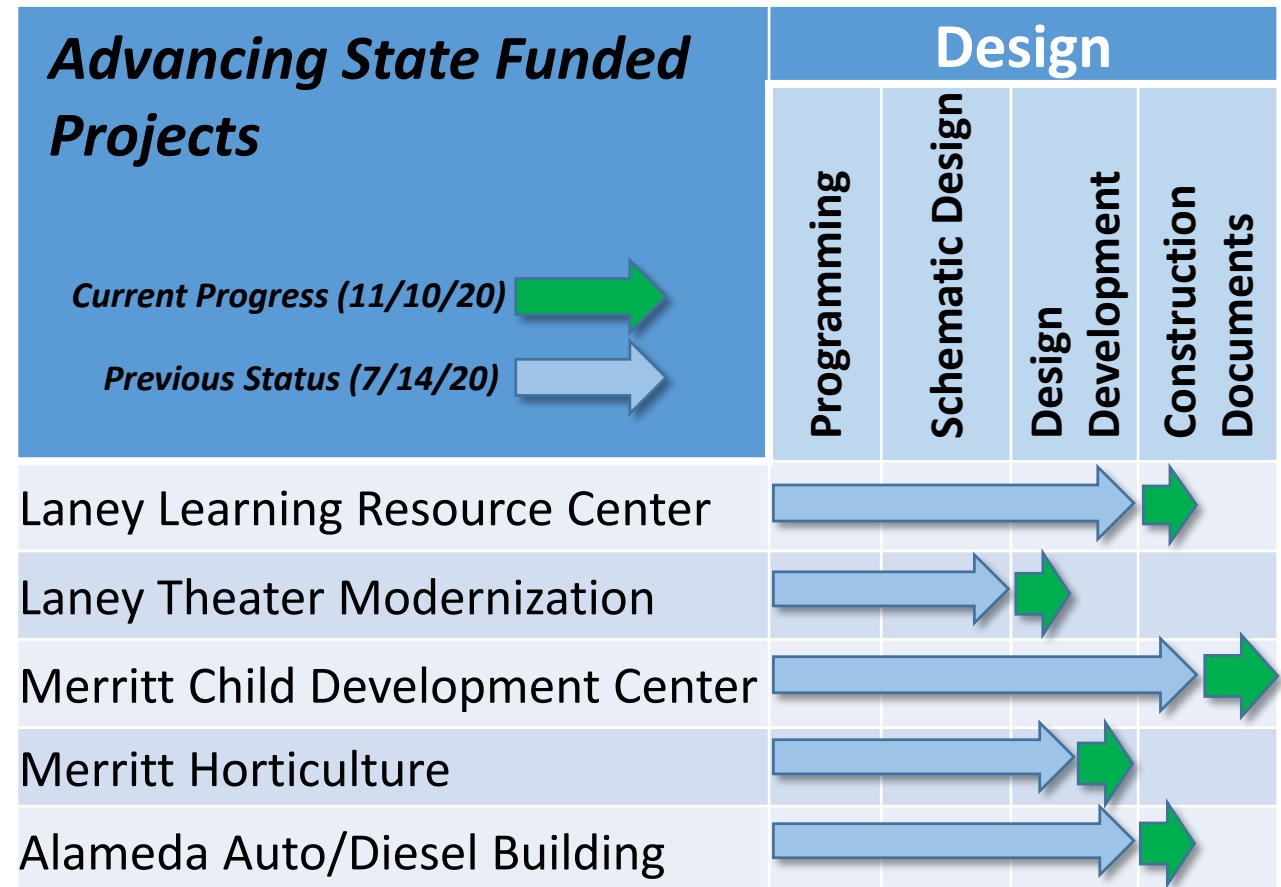
Evolution of the Program

- Factors that drive evolution
 - District Priorities
 - Educational Master Plan Updates
 - Space Utilization Analysis
 - Facilities Master Plan Updates
 - Construction Market Costs
 - Availability of Non-Bond Funding Sources



Leveraging State Matching Funds


- Five State Funded Projects Underway
- Anticipate \$75.45M in State Matching Funds*



* College of Alameda Aviation Phase 2 is expected to receive funding in FY 20/21.

Program Objectives

- To be the most well managed and well communicated program in the State of California
 - Meeting Objectives
 - Transparent Reporting
 - Key Performance Indicators
 - Drive Accountability



Communications Infrastructure

Transparent Engagement with Oversight and Stakeholders

- Facilities and Finance Subcommittee Meetings
- Bond Update Board Presentations
- Citizens Bond Oversight Committee Presentations
- Districtwide Facilities Committee Presentations
- College Facilities Committees Presentations
- Bond Website and Business Outreach Workshops
- Finance/DGS Coordination for Written Reports



Questions?

